



# Electrolux

**ELECTROLUX HOME PRODUCTS PTY LTD**

ABN 51 004 762 341

Technical Publication N° CE779.doc

Issue: 1

Date: 2/15

**WESTINGHOUSE**

***Induction Cooktop***

**MODEL: WHI634BA**  
**PNC: 949163281**

| <b>First Built Dates:</b> |               |
|---------------------------|---------------|
| <b>WHI634BA</b>           | <b>2/2015</b> |

| <b>CONTENTS</b>   | <b>PAGE N°</b> |
|-------------------|----------------|
| FIRST BUILT DATES |                |
| CONTENTS          |                |
| COOKTOP ASSEMBLY  |                |
| CIRCUIT DIAGRAM   |                |

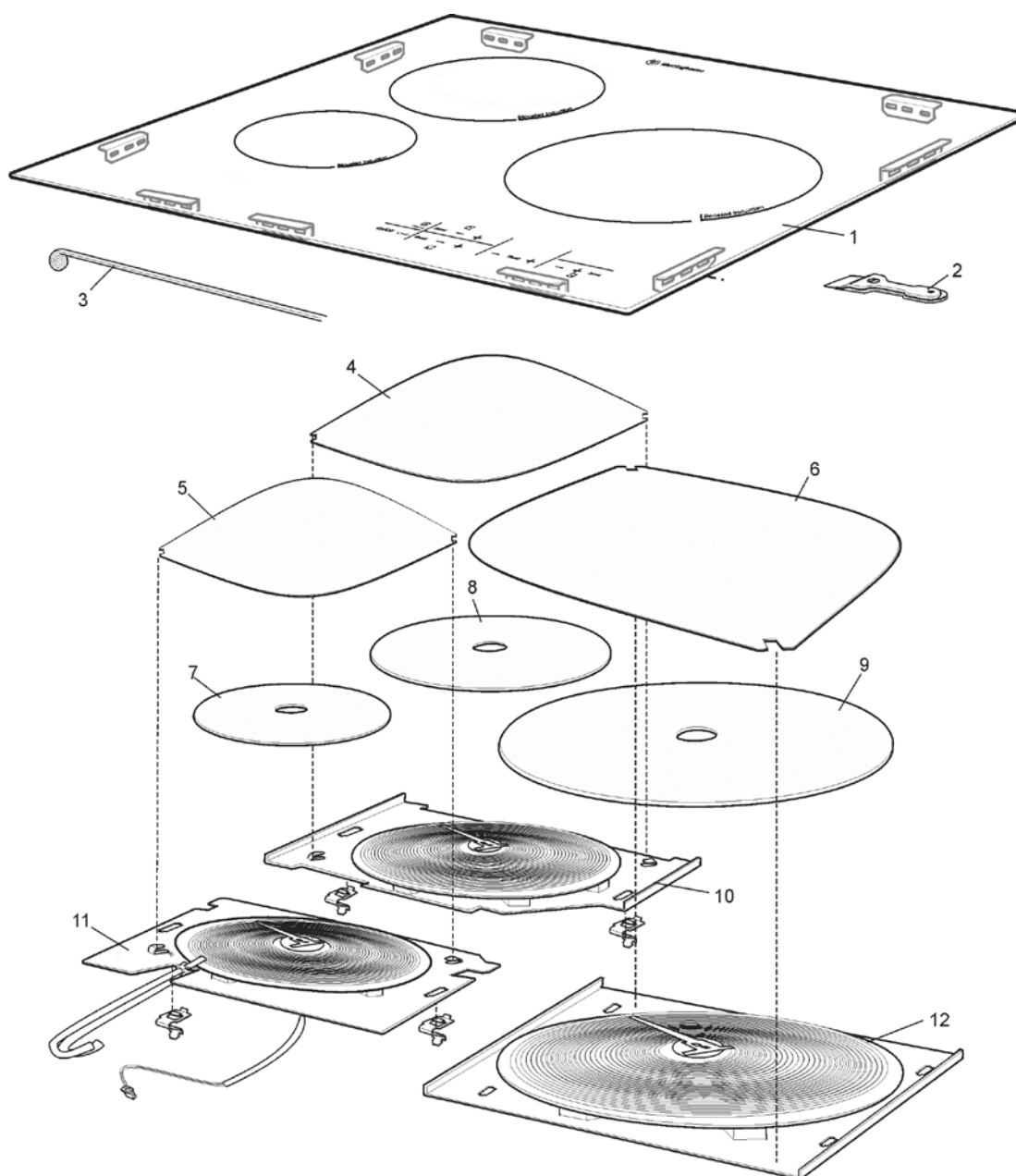
**NOTE: In Parts Listings**

**N.I. = Not Illustrated**

**N.P.A. = No Part Available**

**N.P.N. = Not Used on this Model**

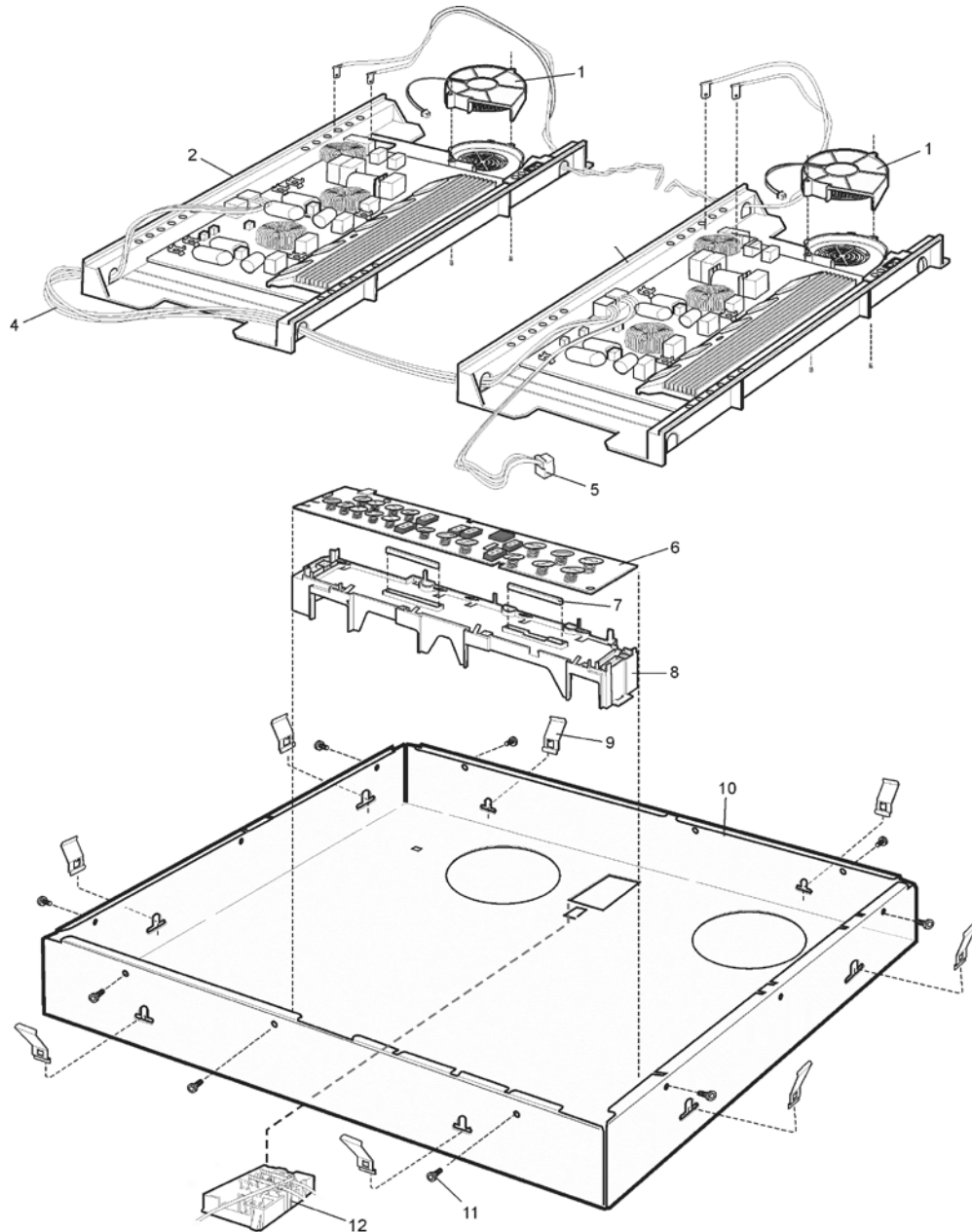
|               |                               |
|---------------|-------------------------------|
| <b>ACC018</b> | CERASEAL GLASS CT PROTECTOR   |
| <b>ACC019</b> | CERAPOL CLEANER CERAMIC 250ML |



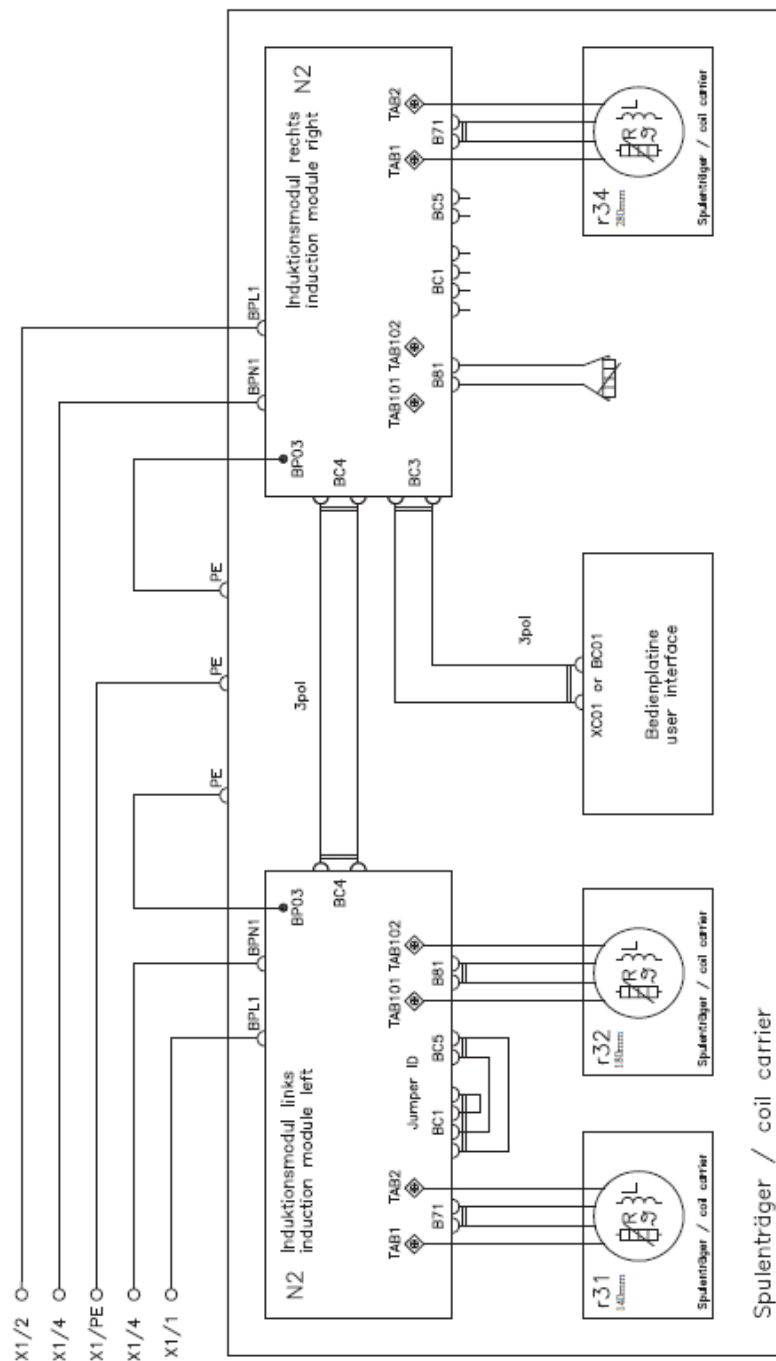
| ITEM | PART N°           | DESCRIPTION                 | Ex 8221 | QTY |
|------|-------------------|-----------------------------|---------|-----|
| 1    | <b>A01717802</b>  | GLASS ASSY                  |         | 1   |
| 2    | <b>ACC014</b>     | SCRAPPER                    |         | 1   |
| 3    | <b>0400005006</b> | TAPE FOAM 1.5MM X 9MM X 46M |         | 1   |
| 4    | <b>N.P.N</b>      | PART OF ITEM 10             |         |     |
| 5    | <b>N.P.N</b>      | PART OF ITEM 11             |         |     |
| 6    | <b>N.P.N</b>      | PART OF ITEM 12             |         |     |
| 7    | <b>N.P.N</b>      | PART OF ITEM 11             |         |     |
| 8    | <b>N.P.N</b>      | PART OF ITEM 10             |         |     |
| 9    | <b>N.P.N</b>      | PART OF ITEM 11             |         |     |
| 10   | <b>387404832</b>  | INDUCTION COIL 180          |         | 1   |
| 11   | <b>387404741</b>  | INDUCTION COIL,140 (SMALL)  |         | 1   |
| 12   | <b>387761431</b>  | INDUCTION COIL 210          |         | 1   |

MODEL: WHI634BA

Ex View Drawing 8225  
Burner box



| ITEM   | PART N°           | DESCRIPTION                    | Ex 8225 | QTY |
|--|-------------------|--------------------------------|---------|-----|
| 1  | <b>405506404</b>  | FAN ASSEMBLY (PART OF ITEM 2 ) |         | 2   |
| 2  | <b>*357218472</b> | INDUCTION BOARD TIGER          |         | 2   |
| 4  | <b>387510300</b>  | CABLE HARNESS 600MM            |         | 1   |
| 5  | <b>330637406</b>  | CABLE HARNESS                  |         | 1   |
| 6  | <b>561433660</b>  | USER INTERFACE ASSEMBLY        |         | 1   |
| 7  | <b>387695900</b>  | SEALING FACOM CARRIER          |         | 2   |
| 8  | <b>387565010</b>  | CARRIER FALCON                 |         | 1   |
| 9  | <b>387174602</b>  | SPRING BUILT IN                |         | 8   |
| 10   | <b>561507100</b>  | BURNER BOX                     |         | 1   |
| 11   | <b>330447900</b>  | SCREW                          |         | 9   |
| 12   | <b>561804340</b>  | TERMINAL BOX                   |         | 1   |
| <b>LOCATE ANY JUMPER WIRES ON NEW BOARDS AS PER ORIGINAL</b> |                   |                                |         |     |

**WARNING**

IT IS ILLEGAL FOR PERSONS OTHER THAN LICENSED ELECTRICAL MECHANICS OR PERSONS AUTHORISED BY LEGISLATION TO WORK ON THE FIXED WIRING OF ANY ELECTRICAL INSTALLATION. PENALTIES FOR CONVICTION ARE SEVERE.

**IMPORTANT SAFETY NOTICE**

This diagram has been prepared for use by electrically qualified service technicians. Electrolux cannot be held responsible for the interpretation of its service publications nor for any injury or damage that may occur in connection with their use.