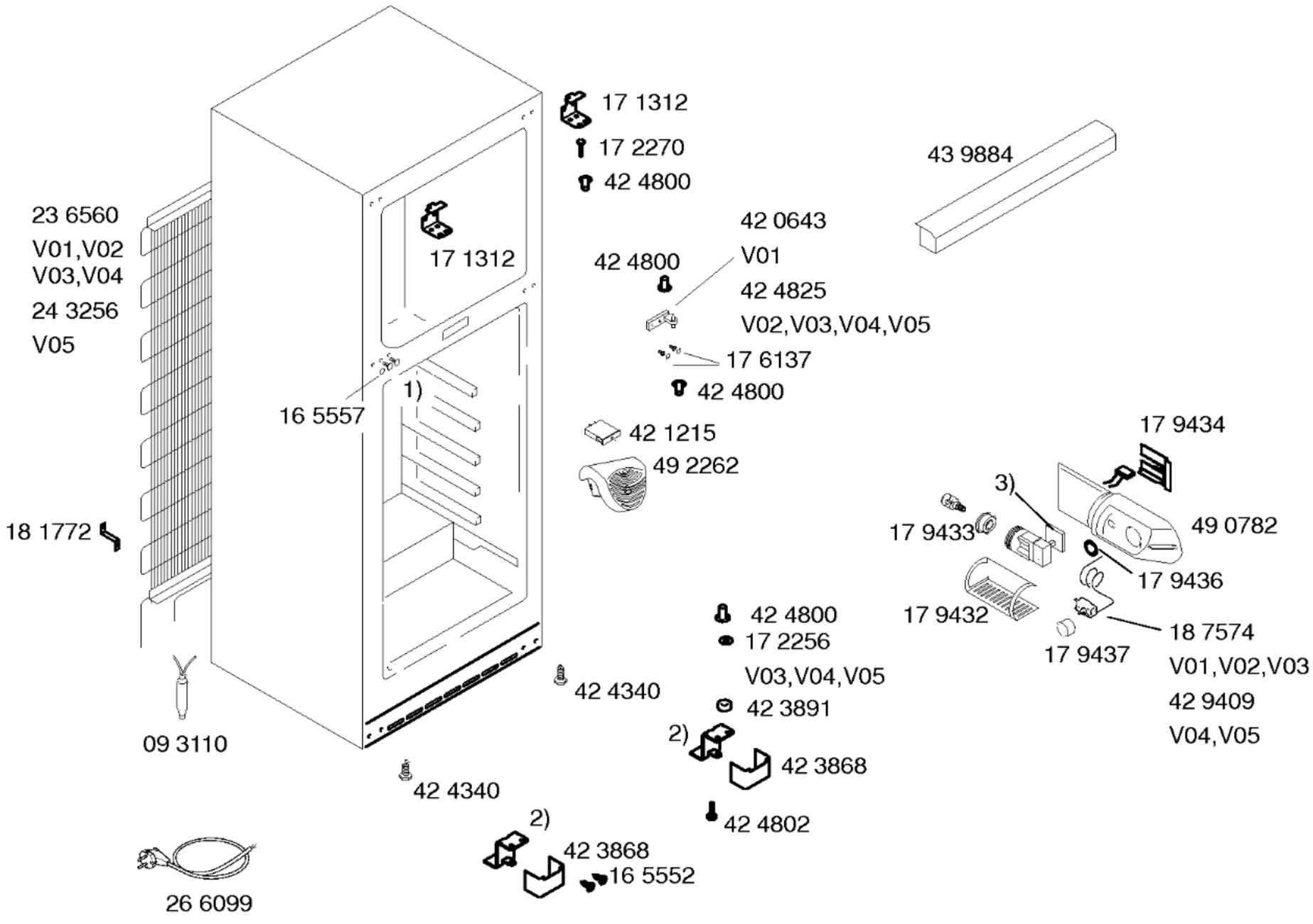

Gebrauchsanweisung
59 1078
(ES)

1) 16 5552
2) 42 4801
V01,V02
42 8184
V03,V04,V05
3) 18 3939
V01,V02,V03
42 8568
V04,V05

1) 35 4164
2) 35 4166

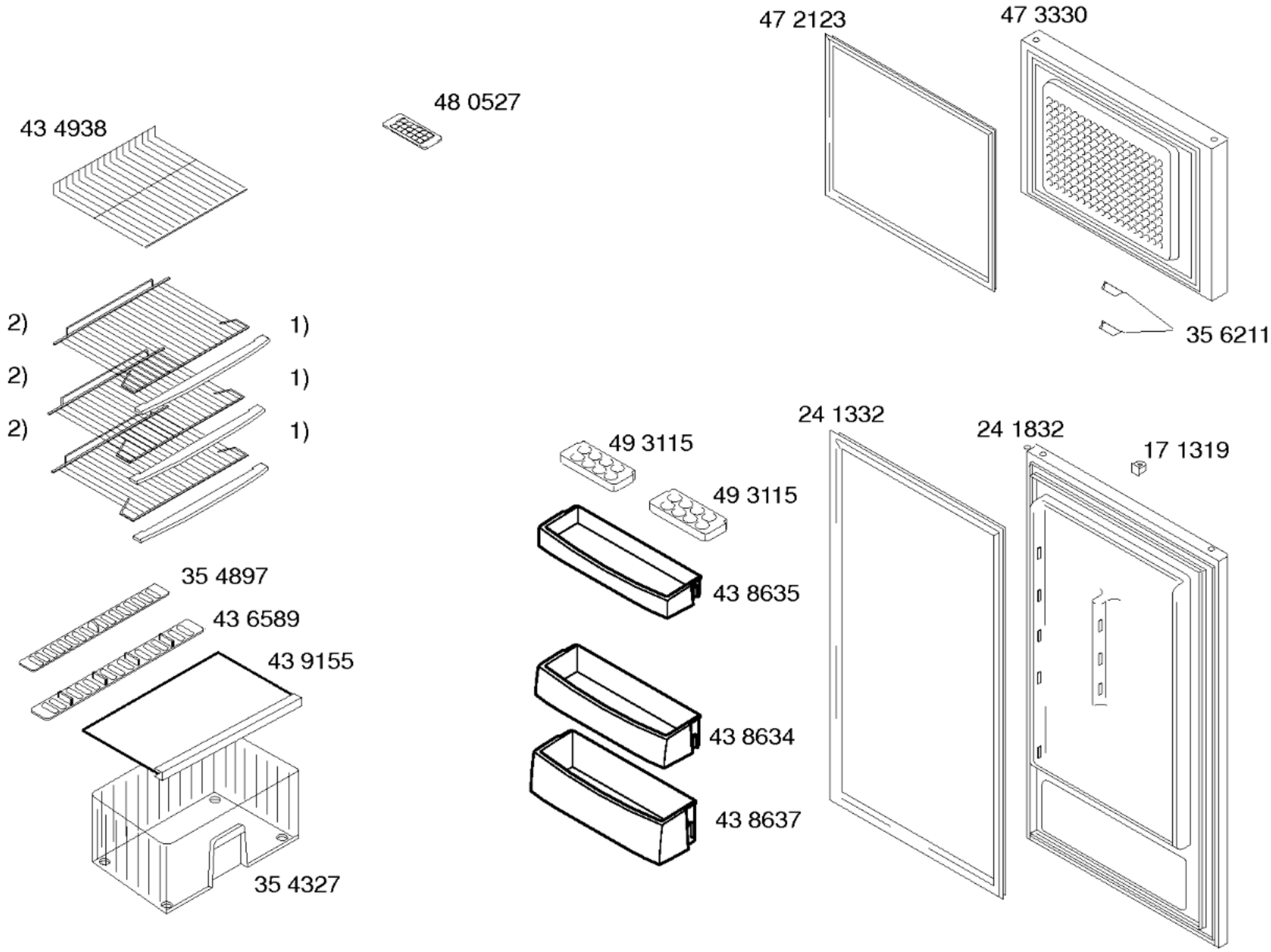

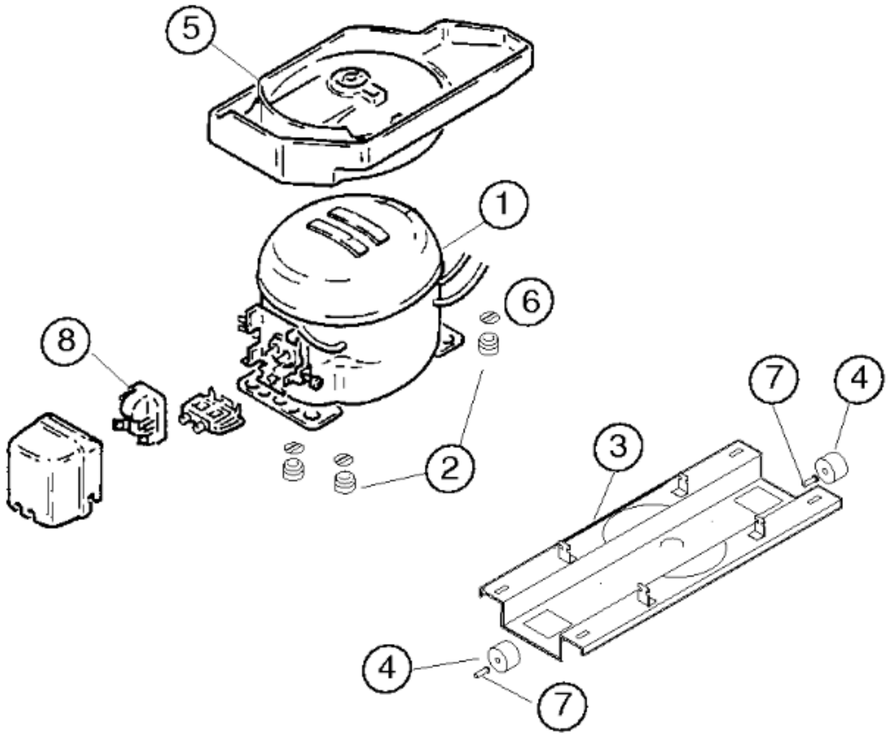

Pos.	Matsushita DA110E13		
1	14 2303		
2	16 3427		
3	35 4158		
4	17 1318		
5	49 1245		
6	17 1519		
7	18 1014		
8	18 7960		
9			
10			
11			
12			

TECHNISCHE DATEN/TECHNICAL DATA/TEKNIK BILGILER			
Verdichter/Compressor/Kompresör Typ/Type/Tip Förderleistung/Delivery/Verim/h Anlaufstromm/Starting current/Giris akimi A Widerstand/Resistance/Rezistans Ha/ Ω Hi/aux.	Matsushita DA110E13		
Temp.Reyler/Thermostat/Termostat Typ/Type/Tip Reglerstellung/Position/Termostat pozisyonu Schaltwerte/Acma kapama degerleri ..ein/acma ºC Valeurs de commutation/Termostat degeri ..aus"/kapama (..abtaven' od) ..alarm'	D77B62 +4.5 +4.5 –28 –18		
Fülmenge/Fill. quantily/ Dolum miktari R600 g	*		
Anschlusswert/Comm. load/Giris gucu W	*		
Heizung/Heater/Rezistans Widerstand/Resistance/Direnc Ω Leistung/Power/Guc W			
Ventilador/Blower/Vantilatör Widerstand/Resistance/Rezistans Ω			
Magnetventil/Magnetic valve/Manyetik valf Widerstand/Resistance/Rezistans Ω Spannung/Voltage/Gerilim V			
Temp.Reyler/Thermostat/Termostat			

* Siehe Typenschild/Mamul etiketine bakiniz